

.AGRIPLUS

Power range **10-100 kVA**

IP 23 2 poles 3000 rpm Compound - IP 23 4 poles 1500 rpm Brushless



With Automatic Voltage regulator
Con regolatore di tensione



Universal-jointed driveshaft
Attacco universale a cardano



For Farming
Per l'agricoltura

PTO tractor-driven generators
to offer the best reliability

The AGRIPUS PTOs offer an electric power source
coupled to the driving force of the tractor

*Gruppi agricoli progettati per
offrire la migliore affidabilità*

*Gli Agriplus offrono una fonte di energia in
accoppiamento alla forza motrice del trattore*

GA.AGRIPLUS

PTO Generators 10 - 100 kVA

1500 / 3000 RPM

IP 32 2P 3000 RPM COMPOUND - IP 23 4P 1500 RPM BRUSHLESS



KVA

KW

KVA

KW

F.P. η 4/4
P.F. 0.8

TRACTOR
POWER CV

DIMENSIONS - L x W x H

WEIGHT Kg


PANEL

3000 r.p.m. - IP 23 2 poles Compound

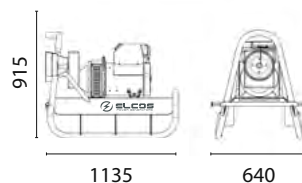
GA Agriplus 3-13	13.5	10.8	5.4	4.32	82.9	42	929 x 640 x 915 (A)	116	1
GA Agriplus 3-16	16	12.8	6.4	5.12	84.5	49	929 x 640 x 915 (A)	125	1
GA Agriplus 3-18	18	14.4	7.2	5.76	85.4	55	929 x 640 x 915 (A)	134	1
GA Agriplus 3-22	22	17.6	8.8	7.04	83	69	1135 x 640 x 915 (B)	144	2
GA Agriplus 3-27	27	21.6	10.8	8.64	85	83	1135 x 640 x 915 (B)	149	3
GA Agriplus 3-31	31.5	25.2	12.4	9.92	86	95	1135 x 640 x 915 (B)	190	3
GA Agriplus 3-38	38	30.4	15.2	12.16	88	112	1135 x 640 x 915 (B)	205	3

1500 r.p.m. - IP 23 4 poles Brushless

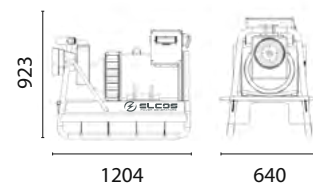
GA Agriplus 1-17	17.5	14	7	5.6	84.4	54	1135 x 640 x 915 (B)	177	5
GA Agriplus 1-22	22	17.6	8.8	7.04	84.8	68	1135 x 640 x 915 (B)	190	5
GA Agriplus 1-25	25	20	10	8	84.7	77	1135 x 640 x 915 (B)	205	6
GA Agriplus 1-30	30	24	12	9.6	87.6	92	1135 x 640 x 915 (B)	228	6
GA Agriplus 1-36	36	28.8	14.4	11.52	87.8	107	1135 x 640 x 915 (B)	245	6
GA Agriplus 1-45	45	36	18	14.4	87.5	124	1135 x 640 x 915 (B)	258	7
GA Agriplus 1-50	50	40	20	16	90.7	144	1135 x 640 x 915 (B)	298	7
GA Agriplus 1-65	65	52	26	20.8	89.4	202	1204 x 640 x 923 (C)	335	7
GA Agriplus 1-80	80	64	32	25.6	90.1	247	1204 x 640 x 923 (C)	362	7
GA Agriplus 1-93	93	74.4	37	29.76	90.9	285	1204 x 923 x 640 (C)	382	7



Type A




Type B



Type C

Equipment - Dotazioni



MULTIPLIER
MULTIPLICATORE




LATERAL HOOK
GANCIO LATERALE



TUBE-SHAPED FRAME
STRUTTURA TUBOLARE



ALTERNATOR
ALTERNATORE




CENTRAL HOOK
GANCIO CENTRALE



SOCKETS
PRESE

On board Control panels *Quadri a bordo*

Equipment							
	Panel Type - Tipo	1	2	3	5	6	7
Digital Instruments <i>Strumenti digitali</i>	Voltmeter - Voltmetro				✓		
	Frequency meter - Frequenzimetro				✓		
	Amperometer - Amperometro	✗	✓	✓	✓	✓	✓
	Hour counter - Contatore	✗	✓	✓	✓	✓	✓
Protections - Protezioni	1 Single phase thermal protection <i>1 Termico monofase</i>	✓	✗	✗	✓	✓	✓
	2-pole magneto-thermal switch <i>Interruttore magnetotermico bipolare</i>	✗	✓	✓	✓	✓	✓
	4-pole magneto-thermal switch <i>Interruttore magnetotermico quadripolare</i>				✓		
	Earth leakage breaker (I _d =0,03A) <i>Protezione differenziale (I_d=0,03A)</i>				✓		
	IP65 cover				✓		
Output - Uscite	1 CEE 400V (3P+N+E) 32A	✓	✓	✗	✓	✗	✗
	1 CEE 400V (3P+N+E) 63A	✗	✗	✓	✗	✓	✗
	1 CEE 400V (3P+N+E) 125A	✗	✗	✗	✗	✗	✓
	1 CEE 230V (2P+E) 16A	✓	✓	✓	✗	✗	✗
	1 CEE 230V (2P+E) 32A	✗	✗	✗	✓	✓	✓
	1 Schuko	✗	✗	✗	✓	✓	✓




ELCOS
POWER GENERATORS

ELCOS SRL
Strada Statale 234 Km 58.250 -
26023 Grumello Cremonese CR - Italy
tel +39 0372 72330 - fax +39 0372 7233220
PI 01084730199
info@elcos.net - elcos@pec.elcos.net



assistenza@elcos.net
+39.0372.7233300
elcos.net/service



www.elcos.net